

SERYCINE LIGHT PROJECT

Presented by Sara Stevoska

Introduction

Key points

Client: Sericyne, collaborating with the Aracne Project.

Objective: Design a modern multipurpose lamp out of Sericyne's silk non-woven material, a one-of-a-kind bio-fabricated textile created directly by silkworms without the use of traditional weaving or spinning techniques.

Material Focus: The lamp should creatively incorporate Sericyne's silk.



Brainstorming

01

Keywords:

Light as emotion:
calming, energizing,
focusing.
Mood-based lighting
Portable light
Nature-inspired

02

Forms and Silhouettes:

Organic, flowing and
folding shapes
Hanging or draped
forms
Layered petals

03

Functions Beyond

Lighting:

Emotional: calming,
grounding, therapeutic
effect
Decorative: a sculptural
object even when off
Rechargeable / wireless /
portable

04

Silk Possibilities:

Layering different silk
densities for light control
Combining silk with
wood, ceramic, or metal
Silk colored with natural
dyes

Design process

Inspiration: Iris the Flower

Iris is the national flower of France, representing elegance and wisdom.

It is closely related to French cultural identity, appearing in royal emblems like the fleur-de-lis.



The flower's delicate petals, layered structure, and play of light and shadow resemble Sericyne's silk, which is soft and sculptural.

Vision

To create a light object that blossoms like an iris, blending nature, culture, and innovation into a poetic, sensory experience for everyday living.



Mission

To create a modern lamp inspired by the iris flower, which represents French elegance and identity, using Sericyne's silk to symbolize beauty, lightness, and versatility.

Trend Analysis

Sustainable Materials

Sericyne's silk fits into this trend perfectly as a sustainable alternative to synthetic materials.

Soft, Organic Forms

Lighting design is moving away from harsh, minimal lines and toward softer, nature-inspired shapes like those in the iris.

Multifunctionality

Especially in urban and compact living spaces, objects that serve more than one purpose are highly valued.

Competition Analysis

Ingo Maurer



Moooi

Artemide



Ideas and Sketching

Key points

01

Inspired by the natural unfolding of iris petals, representing growth, elegance, and harmony.

02

Features three wavy stems rising from a circular ceiling plate, mimicking the organic movement of flower stems.

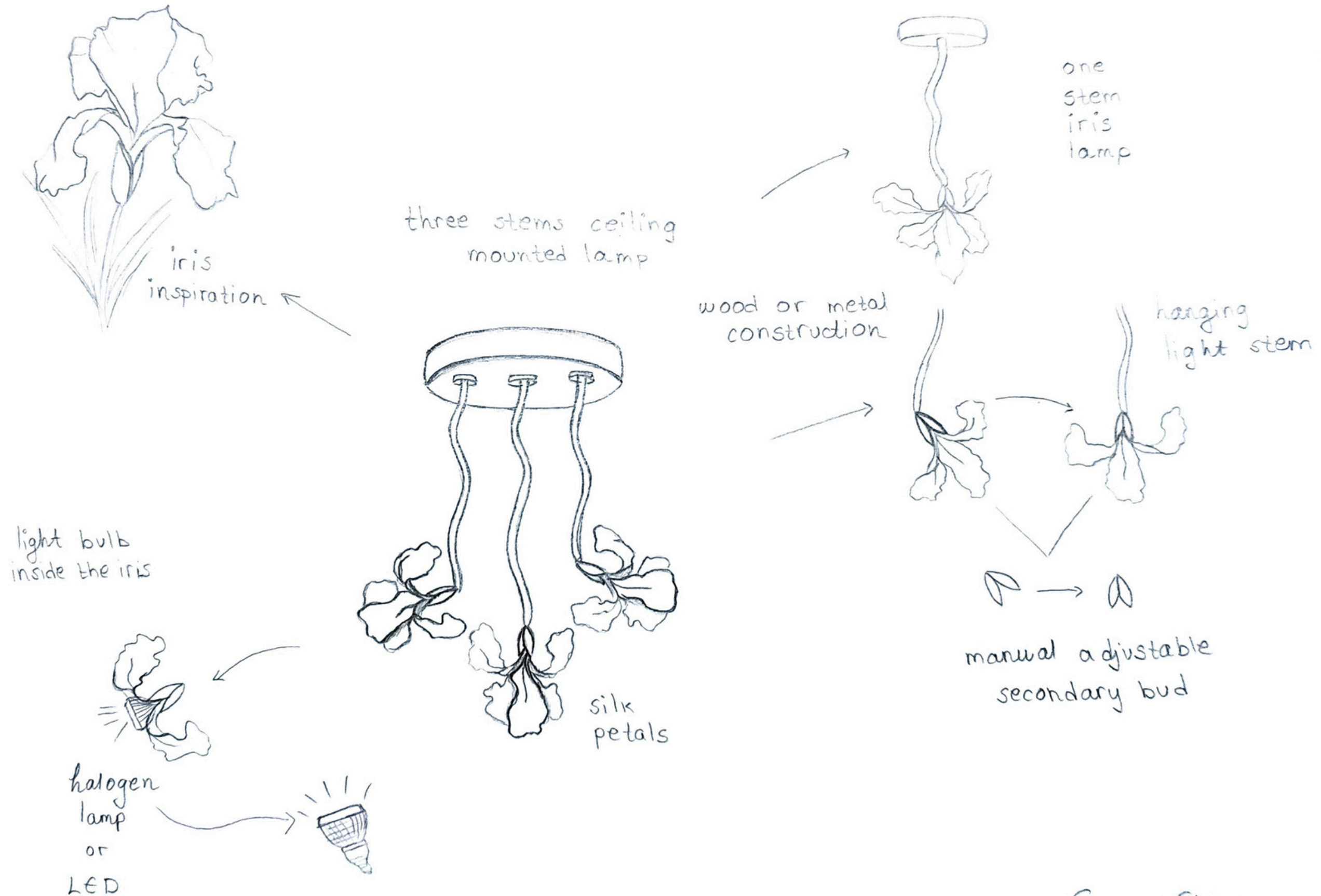
03

Designed to create a soft, ambient light effect, with petals diffusing light in multiple directions.

04

Ideal for central spaces like living rooms, lounges, or creative studios.

Flower of the Light - Sketching



Visualization

Flower of the Light - Three-stem lamp

Vizualization I



Vizualization II

Vizualization III



Vizualization IV

Visualization

Flower of Light - Single stem lamp

Vizualization I



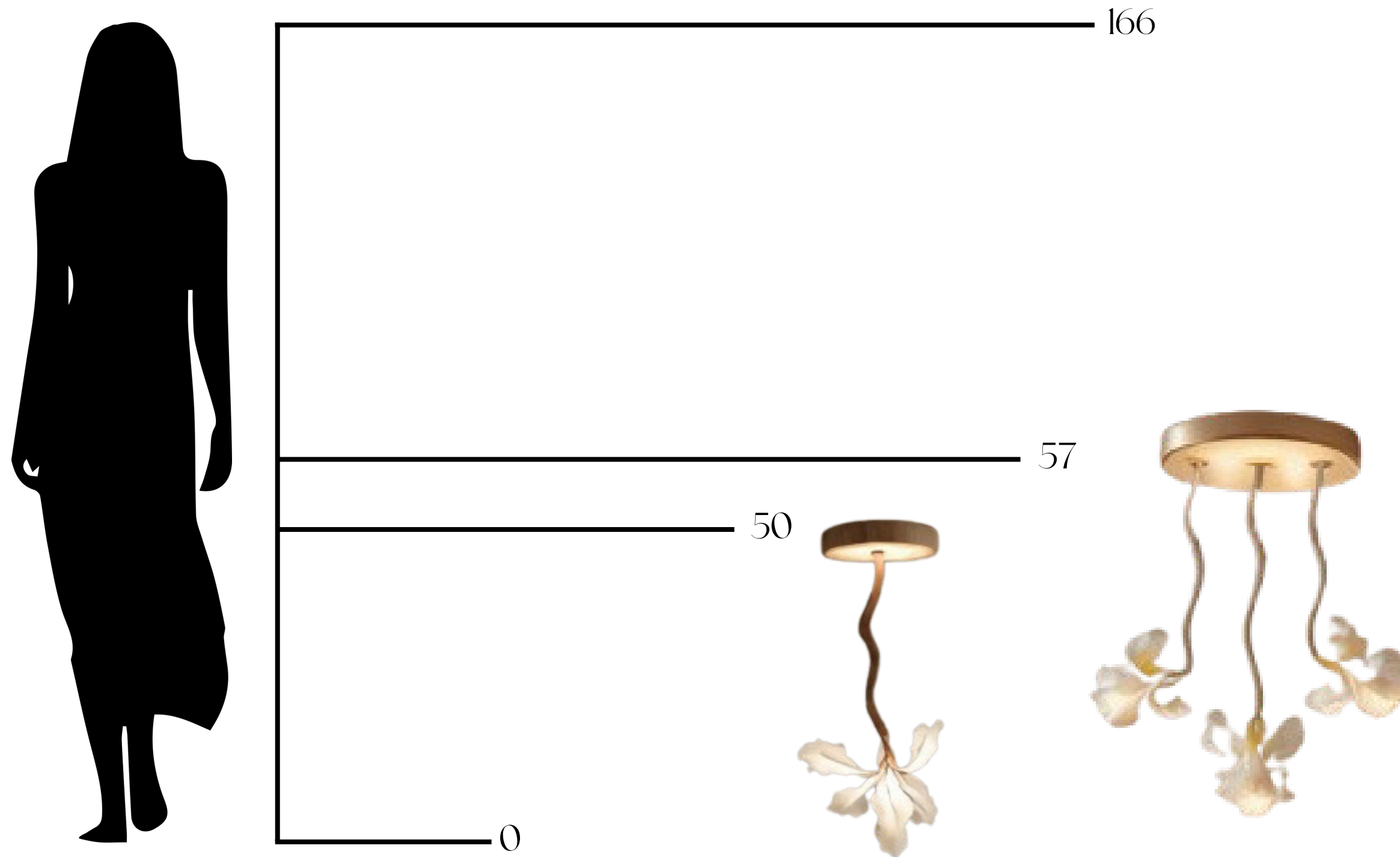
Vizualization II

Vizualization III



Visualization

Flower of Light - Dimensions



Solace Glow - Sketching




one stem
iris desk
lamp



one stem
iris desk
lamp variation



LED light bulb
inside the
iris petal



manual adjustable
stems to change
light direction



Visualization

Solace Glow - Three-stem table lamp

Visualization I



Visualization II

Visualization III



Visualization IV

Visualization

Solace Glow - Single stem table lamp

Visualization I



Visualization II

Visualization III



Visualization IV

Visualization

Solace Glow - Arc table lamp



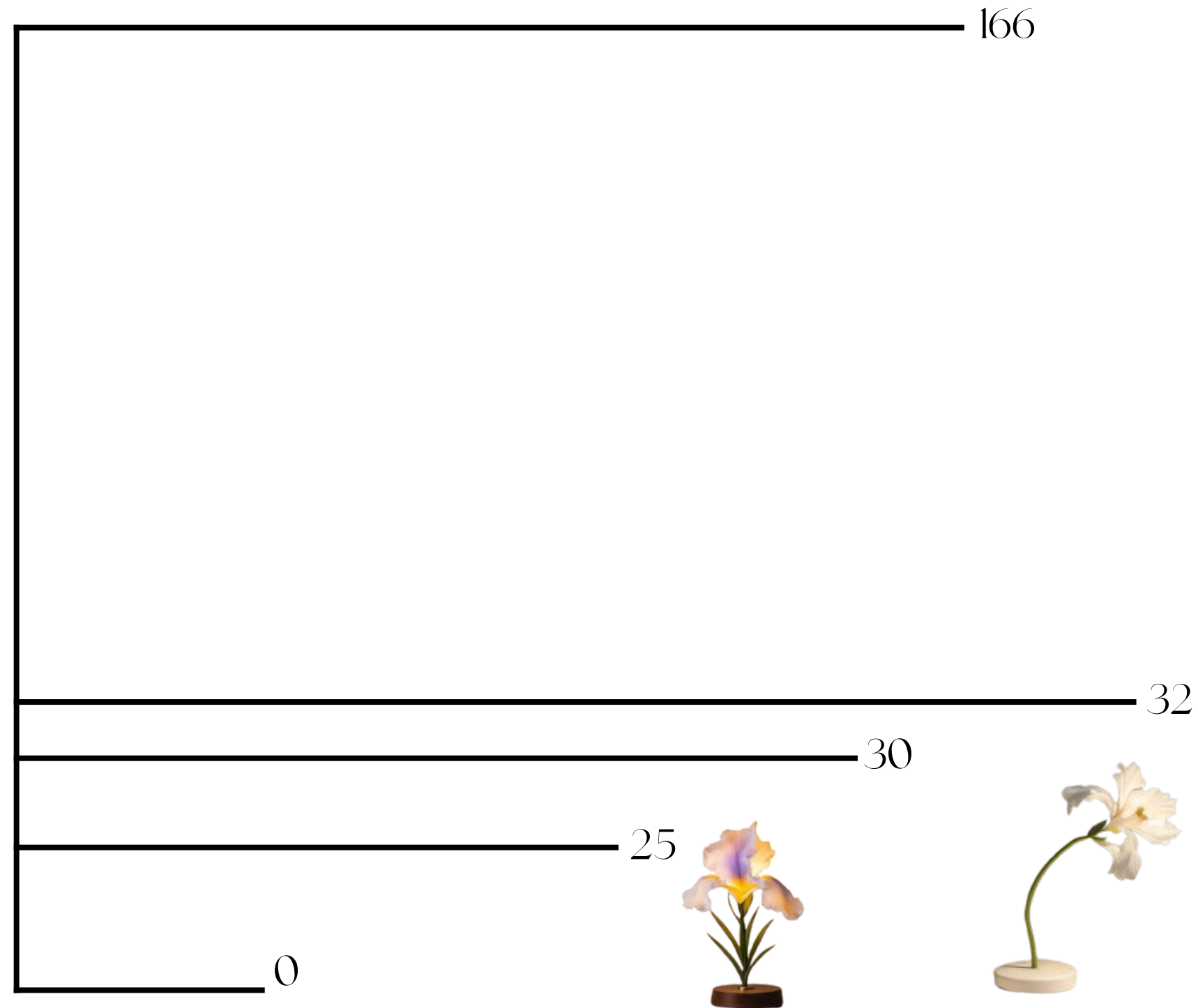

Visualization I

Visualization II



Visualization

Solace Glow - Dimensions



Product advantages

Unique Aesthetic Appeal

Sustainable & Innovative Material

Emotional & Sensory Experience

Multifunctionality

Market Differentiation



Product promotion

Target Audience: Interior designers and architects, eco-luxury and boutique homeware buyers.

Promotion: Design blogs and magazines, pop-up exhibits and design weeks, social media.

A decorative lamp with a glowing circular top, a thin stem, and a white flower-like base. The lamp is centered in the upper half of the frame. The text "THANK YOU!" is overlaid in the center of the image.

THANK YOU!